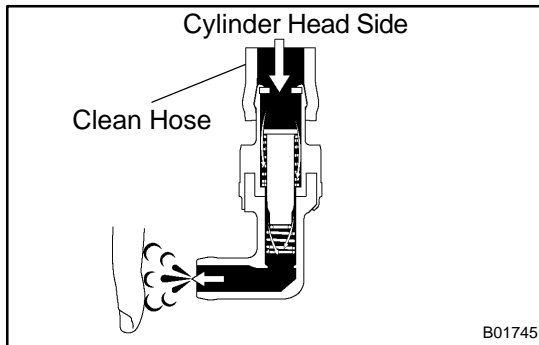


POSITIVE CRANKCASE VENTILATION (PCV) SYSTEM INSPECTION

EC03W-02

1. REMOVE PCV VALVE
2. INSTALL CLEAN HOSE TO PCV VALVE



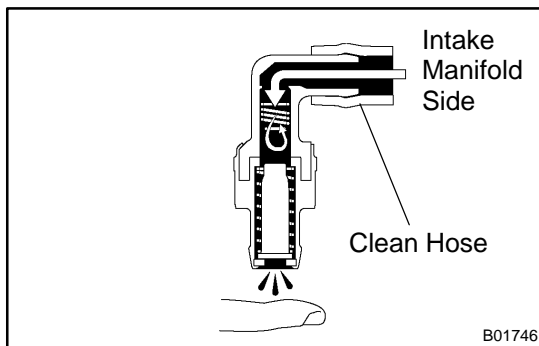
3. INSPECT PCV VALVE OPERATION

- (a) Blow air into the cylinder head side, and check that air passes through easily.

CAUTION:

Do not suck air through the valve.

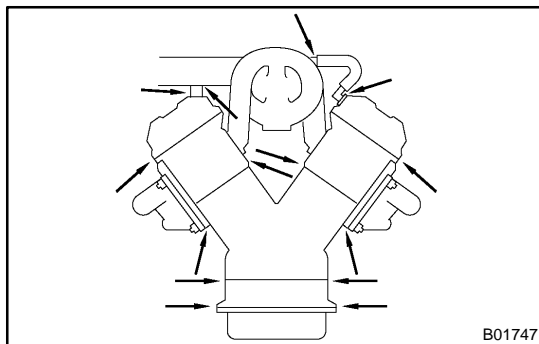
Petroleum substances inside the valve are harmful.



- (b) Blow air into the air intake chamber side, and check that air passes through with difficulty.

If operation is not as specified, replace the PCV valve.

4. REMOVE CLEAN HOSE FROM PCV VALVE
5. REINSTALL PCV VALVE



6. VISUALLY INSPECT HOSE, CONNECTIONS AND GASKETS

Check for cracks, leaks or damage.